

Whole School Art Day

Thurs 18th June 2010

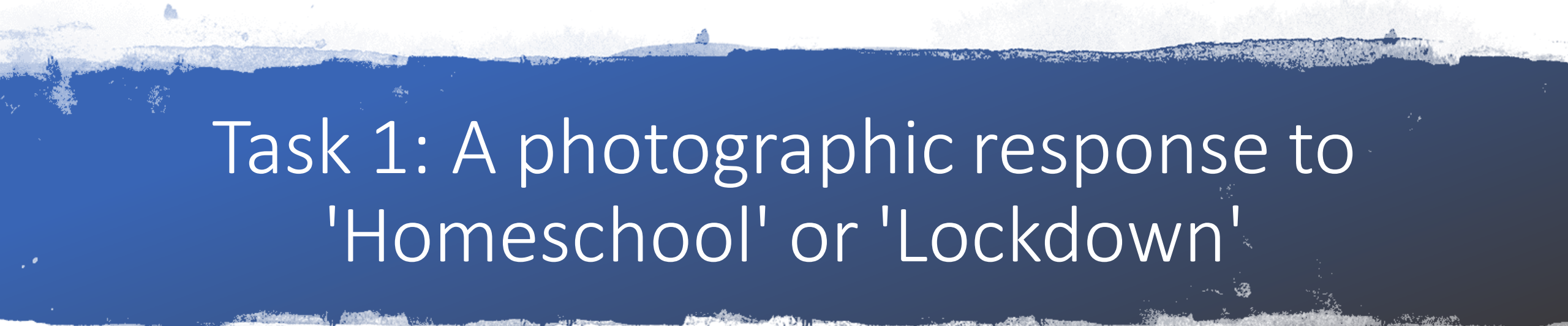
An Art Project to record
the coronavirus epidemic
and its impact on
yourselves, your family
and the school
community

The art challenge: To all create a piece of work that reflects our experience of 'home school/lockdown'

- This could be a record of your feelings and emotions
- Or an activity you have completed on a regular basis such as going for a walk, riding a bike, playing an instrument, walking the dog, cooking etc
- Something new you have learnt or a new experience such as a birthday in Lockdown!
- Or a visual record of your own 'home school' experience, where you work, does a pet join you? Do you have breaktimes on a trampoline, are you sat at a computer?

What do you need to do?

- There are 5 tasks.....Look through ALL of the following slides and decide which TASK you like or have the tools to complete. Choose **ONE**!
- Each TASK represents a style of work and shows suggested materials or skills that you will require. There are links to more in-depth power points, should you wish to produce a more creative piece.



Task 1: A photographic response to 'Homeschool' or 'Lockdown'



TASK 1: PHOTOGRAPHIC RESPONSE

Produce a photograph that reflects our new 'Normal'

- You may already have images that you could use. Perhaps from a walk, activity, trip or birthday!
- Consider if you need to alter your images in any way to add drama; make them black and white for a more sombre effect or add a brighter filter to create a more positive, happy image...experiment with a few!
- <https://www.bbc.co.uk/news/in-pictures-53013390#>



All three portraits are telling us a story, consider how the photographer has used lighting, reflections....

<https://www.bbc.co.uk/bitesize/articles/z43s2v4>

These images are brighter; one making lighthearted fun of the 'Toilet Roll' shortage, the other recording the 'rainbows for the NHS', the final one an abstract record of an urban walk.





These examples show Isolation in a rural and urban setting. Consider your where you place people and objects to add drama.

Photographic Competition: If you have created a **portrait** then why not enter your response!!



The National Portrait Gallery are holding a competition to

"create a unique photographic portrait which captures the spirit, mood, hopes, fears and feelings of the nation as we continue to deal with the Coronavirus outbreak."

One of the themes is: 'Your New Normal'

Why not enter your work....but be quick....the DEADLINE is 5pm TODAY!!

<https://www.npg.org.uk/hold-still/form>

(please send me an email to let me know if you enter the competition)



Task 2: Create a collage of summarising emotions and feelings during lockdown.

TASK 2: CREATIVE COLLAGE

Produce a COLLAGE to explore feelings and emotions. This could be digitally created using procreate or using materials you have at home.

Aim to include your own image in this in some way, perhaps create a silhouette of your face or body.

Build up layers, perhaps start with a black and white photograph and add words....



Collage: Use these examples as a way of recording emotions or feelings.





Task 3: Create a stitched collage of a
lockdown activity




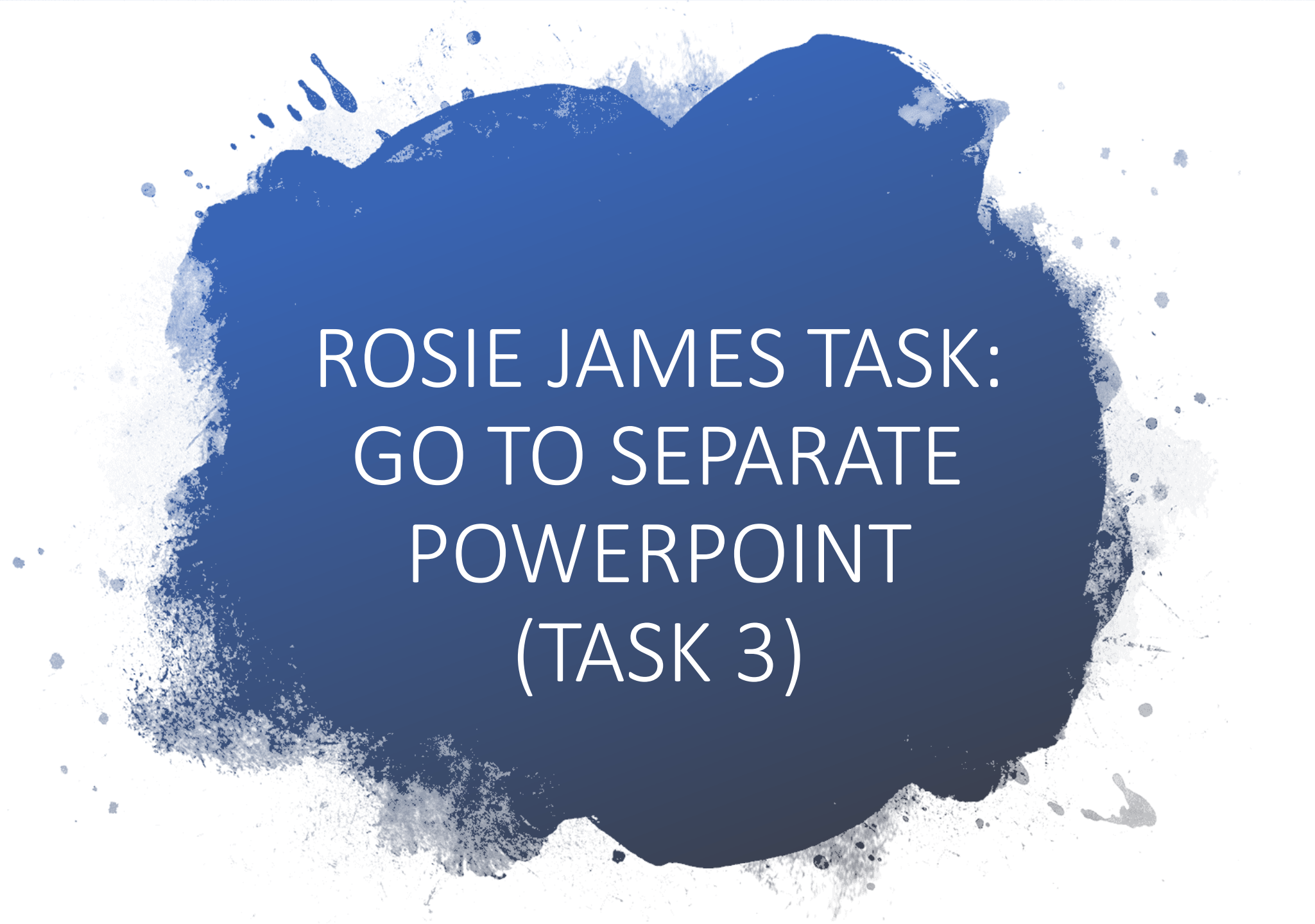
TASK 3: TEXTILES RESPONSE

Produce a stitched fabric piece, making links to Rosie James

Equipment required:
Needle, thread, fabric (old pillowcase, old shirt/school shirt)







ROSIE JAMES TASK:
GO TO SEPARATE
POWERPOINT
(TASK 3)



Task 4: Produce a digital drawing of a
view, walk, study area.



TASK 4: DIGITAL DRAWING OF A WALK/CORNER OF YOUR ROOM/WORK AREA

Produce a digital 'drawing or painting' using
an app such as procreate or brushes (free)

Look at the work of Andy Maitland and David
Hockney for inspiration.







Andy Maitland

<https://www.andymaitland.com/ipad-drawings-for-sale/the-digital-garden-2020.html>





David Hockney:
Record a view from your window, a corner of your room or
a walk...



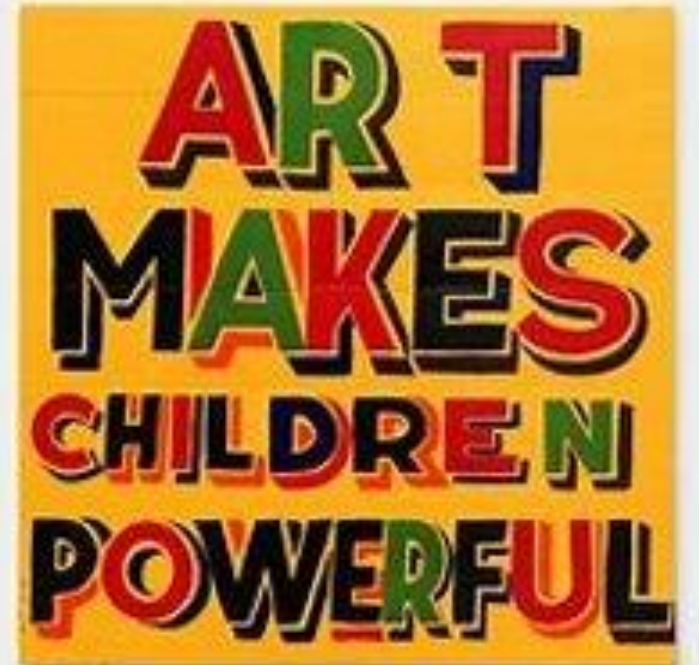
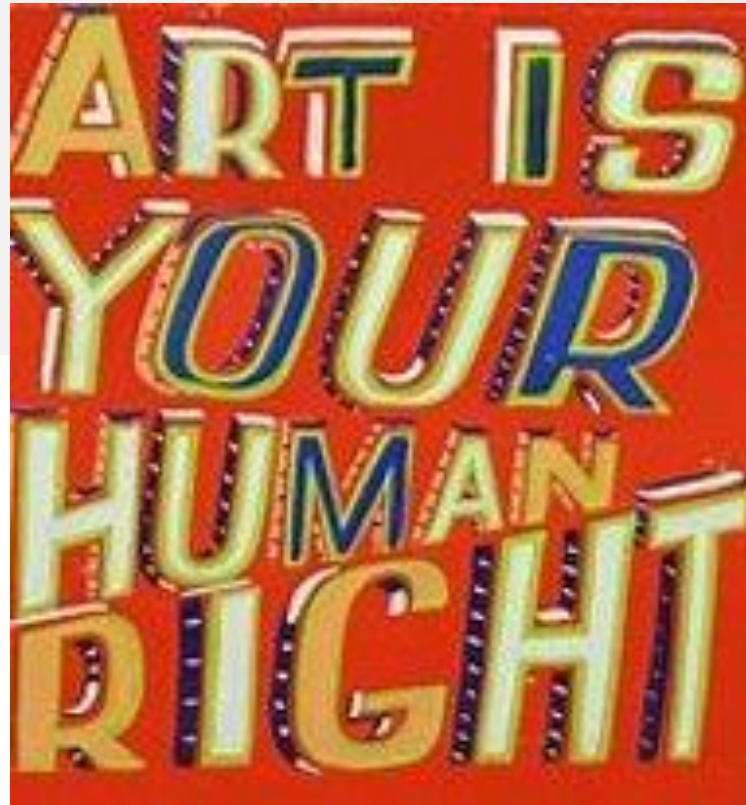
Task 5: Make a creative statement





TASK 5: MIXED MEDIA

Produce a statement recording your feelings and emotions using decorative lettering.

Materials: Collage, paint, pencil crayons







CREATIVE STATEMENT
TASK: GO TO
SEPARATE
POWERPOINT
(TASK 5)



NOW CHOOSE
YOUR TASK!

These tasks are a starting point.....

- Consider what you have access to.
- What do you enjoy?
- Do you study art, textiles or ceramics? If so, could you challenge yourself to complete a more complex task?
- Use separate PowerPoints for Task 3 and 5.



WHAT NEXT.....



Photograph and Download your
work onto Teams under
Assignments...

Practical work should be kept safe
until September.



What does a good
photograph of
your work look
like?





- Odd angle
- other objects!



- Odd angles
- shadows



- Too closely cropped, losing the surrounding fabric!



- Cropped image



SHADOWS!!

